



Delta BreezSignature
Perfectly quiet. Perfectly green.

Delta BreezSignature Series

VFB080D4LED1	80 CFM Fan/LED Light/Night-Light Combo
VFB25ACL	80 CFM Fan/Light/Night-Light Combo
VFB25ADL	110 CFM Fan/Light/Night-Light Combo
VFB25AC	80 CFM Single Speed
VFB25AD	110 CFM Single Speed
VFB25AX	80/110 CFM Dual Speed
VFB25ACH	80 CFM with Humidity Sensor
VFB25ADH	110 CFM with Humidity Sensor
VFB25AEH	130 CFM with Humidity Sensor

The energy saving bathroom solution.

The introduction of the Breez Ventilation Fan marks a new achievement in green construction for bathroom ventilation. The Breez Ventilation Fan delivers an aesthetically pleasing ventilation solution that consumes less power, with advanced functionality and operates more quietly than most AC motor products in the market.

	Delta Breez	Market AC Motor
Power (Watts)	7.2	28.2
Energy Efficiency (CFM/Watt)	11.0	2.8
Annual Electric Bill¹ (24/7)	\$7.57	\$29.67



Innovative DC brushless motor design for long life, low noise, and low power consumption.

- Energy savings up to 74%²
- Lowest sone level rated by HVI at <0.3 sones
- Exceeds Energy Star requirement by 785% in energy efficiency³

¹ Calculations based upon U.S. average retail electricity and HVI testing labs. Actual results may vary.

² Based upon BreezSignature VFB25AC vs. market AC motor fan.

³ Based upon Energy Star criteria for residential ventilating fans.

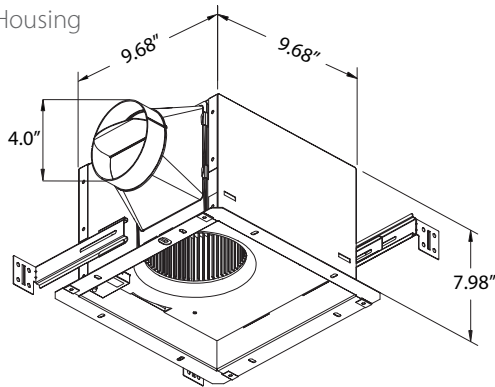


Specifications

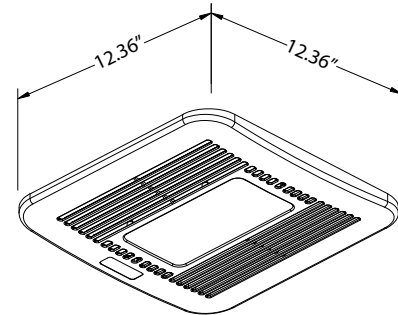
Delta BreezSignature
Perfectly quiet. Perfectly green.

The BreezSignature series fans are easy to install in new construction or an existing bathroom to deliver an unobtrusive appliance with aesthetically pleasing results.

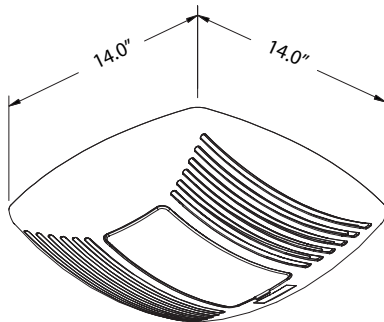
Fan Housing



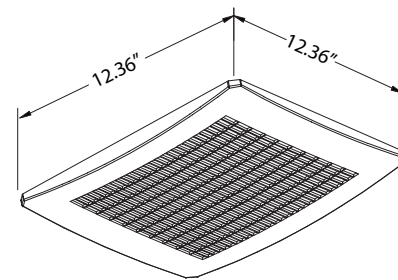
LED Grille



Fan/Light/Night-Light Combo Grille



Fan Only Grille



Delta BreezSignature Series	VFB080D4LED1	VFB25ACL	VFB25ADL	VFB25AC	VFB25AD	VFB25AX		VFB25ACH		VFB25ADH		VFB25AEH								
Static Pressure (Inches w.g.)	0.1	0.25	0.1	0.25	0.1	0.25	0.1	0.25	0.1	0.25	0.1	0.25	0.1	0.25	0.1	0.25	0.1	0.25	0.1	0.25
Air Flow (CFM)	80	58	80	49	110	89	80	56	110	81	80	53	110	89	80	56	110	81	130	107
Sones	0.5	1.0	0.6	1.0	1.1	1.4	<0.3	0.6	1.0	1.5	0.5	N/A	1.0	N/A	<0.3	0.6	1.0	1.5	1.3	N/A
Power Consumption (Watts)	9.0	11.3	9.6	10.0	15.4	17.2	7.2	9.3	14.2	15.0	7.7	8.7	16.0	18.1	7.2	9.3	14.2	15.0	19.1	18.8
Energy Efficiency (CFM/Watt)	9.1	5.3	8.5	5.0	7.1	5.2	11.0	6.0	7.7	5.4	10.4	6.1	7.0	5.0	11.0	6.0	7.7	5.4	7.1	5.9
Current (Amps)	0.09 @ 120Vac		0.15 @ 120Vac		0.26 @ 120Vac		0.12 @ 110Vac		0.22 @ 110Vac		0.12 @ 110Vac		0.22 @ 110Vac		0.12 @ 110Vac		0.22 @ 110Vac		0.36 @ 110Vac	
Power Rating (V/Hz)	120/60		120/60		120/60		110~220/50~60		110~220/50~60		110~220/50~60		110~220/50~60		110~220/50~60		110~220/50~60		110~220/50~60	
Duct Diameter (Inches)	4		4		4		4		4		4		4		4		4		4	
Humidity Sensor	N/A		N/A		N/A		N/A		N/A		N/A		Yes		Yes		Yes		Yes	
Mounting Opening (Inches)	9.68 x 9.68		9.68 x 9.68		9.68 x 9.68		9.68 x 9.68		9.68 x 9.68		9.68 x 9.68		9.68 x 9.68		9.68 x 9.68		9.68 x 9.68		9.68 x 9.68	
Mounting Depth (Inches)	7.98		7.98		7.98		7.98		7.98		7.98		7.98		7.98		7.98		7.98	
Grill Size (Inches Sq)	12.36 x 12.36		14.0 x 14.0		14.0 x 14.0		12.36 x 12.36		12.36 x 12.36		12.36 x 12.36		12.36 x 12.36		12.36 x 12.36		12.36 x 12.36		12.36 x 12.36	
Lamp (Watts)	16		26		26		N/A		N/A		N/A		N/A		N/A		N/A		N/A	
Lamp Model#	LED Module		GU24		GU24		N/A		N/A		N/A		N/A		N/A		N/A		N/A	
Night-Light (Watts)	2		4		4		N/A		N/A		N/A		N/A		N/A		N/A		N/A	
Shipping Gross Weight (Lbs)	11		11.73		11.73		9.81		9.81		9.81		9.81		9.81		9.81		9.81	
cUL Tub/Shower Enclosure	Yes		Yes		Yes		Yes		Yes		Yes		Yes		Yes		Yes		Yes	
Washington State VIAQ Code	Yes		Yes		Yes		Yes		Yes		Yes		Yes		Yes		Yes		Yes	
California Title 24 Compliant	Yes		Yes		Yes		Yes		Yes		Yes		Yes		Yes		Yes		Yes	
Mfg in ISO 9001 Certified Factory	Yes		Yes		Yes		Yes		Yes		Yes		Yes		Yes		Yes		Yes	
Energy Star Certified	Yes		Yes		Yes		Yes		Yes		Yes		Yes		Yes		Yes		Yes	
Warranty (Years)	3		3		3		3		3		3		3		3		3		3	

Design and specifications subject to change without notice.

