



(Fan/Dimmable LED Light with Dual Speed 50/80/110 CFM)

Full Speed:
 50 CFM/<0.3 Sones @ 0.1" SP, 4.5 Watts 80 CFM/<0.3 Sones @ 0.1" SP, 7 Watts 110 CFM/0.5 Sones @ 0.1" SP, 13 Watts
 50 CFM/ 0.5 Sones @ 0.25" SP, 7.6 Watts 80 CFM/ 0.7 Sone @ 0.25" SP, 12.5 Watts 110 CFM/1.1 Sones @ 0.25" SP, 19 Watts

HVI CERTIFIED **ENERGY STAR** **cULUS**

Description

Low noise ceiling/wall mount ventilating fan rated for continuous running. Fan is ENERGY STAR qualified, HVI, UL, and cUL certified, and can be used to comply with ASHRAE 62.2 (local and whole building continuous and intermittent operation).

DC Motor/Blower

- Power Rating of 120 volts/60Hz
- Removable with permanently lubricated plug-in motor
- Full speed adjustable, 50, 80 or 110 CFM
- Allows fan to operate in full speed mode or continuous low speed mode by manual switch
- For continuous low speed mode, the fan runs continuously at a user preset lower level (0, 30 or 50 CFM)
- Delay time present position (0.5, 5, 15, 30, 45 or 60 min)
- Built-in soft start function to increase bearings' life
- Automatically powers OFF when impeller is locked abnormally

Housing

- Galvanized steel body
- Detachable 4" duct adapter
- Built-in backdraft damper
- Hanger bar included
- Easy installation with expandable extension bracket and housing flange

Grille

- Patented noise reduction design
- New appearance design enhances aesthetics
- Attractive design using ABS material
- Attaches directly to housing with torsion springs

Light

- 13-Watt LED Light output 850 Lumens, 3000K, 90CRI
- Dimmable Lighting (dimmable switch not included)

LED Indicator

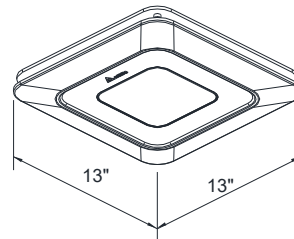
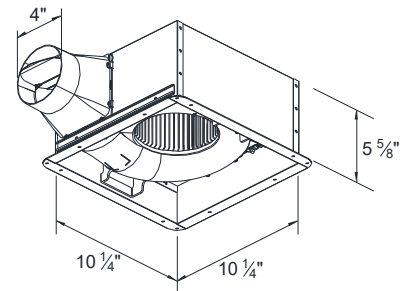
- Green and amber LED indicator lights show continuous low speed and full-speed modes on

Warranty

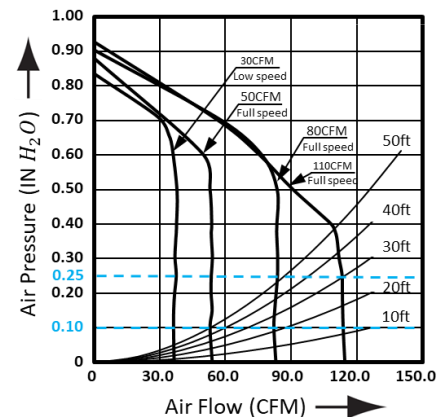
- 3-Year limited warranty

TYPICAL SPECIFICATION

Ventilation fan shall be Delta Breez model ELT50-110DLED; ENERGY STAR qualified with Brushless DC Motor engineered to run continuously for a minimum 70,000 hours; airflow rating of 110 CFM and loudness rating of 0.5 Sones at 0.1 static pressure as certified by the Home Ventilating Institute (HVI); power consumption of 13 Watts with efficiency rating of 8.5 CFM/Watt at 0.1" static pressure; fan will feature motor lock protection and self-compensating motor speed for intended airflow when static pressure is encountered. UL and cUL listed for tub/shower enclosure when used with GFCI-protected branch circuit wiring.



Built-in Control



BreezElite ELT50-110DLED		4" Duct Standard														
Fan Speed	Static Pressure (In w.g.)	Continuous Low Speed							Full Speed							
Air Flow (CFM)		0.1	0.25	0.375	0.1	0.25	0.375	0.1	0.25	0.375	0.1	0.25	0.375	0.1	0.25	0.375
Sones		0.3	0.4	-	<0.3	0.5	-	<0.3	0.5	-	<0.3	0.7	-	0.5	1.1	-
Power (Watts)		3.5	6	8.5	4.5	7.6	10.7	4.5	7.6	10.7	7	12.5	16.1	13	19	24.1
Efficiency (CFM/Watts)		8.6	5	3.5	11.1	6.6	4.7	11.1	6.6	4.7	11.4	6.4	5	8.5	5.8	4.6
Current (Amps)		0.57 Max														
Power Rating (W/Hz)		120 / 60														
Light (Watts/Lumens)		13 / 1000														

Model	Quantity	Comments	Project:
			Location:
			Architect:
			Engineer:
			Contractor:
			Submitted by:
			Date: