

	<b>Full Speed:</b>				
	50 CFM/<0.3 Sones @ 0.1" SP, 4.5 Watts	80 CFM/<0.3 Sones @ 0.1" SP, 7 Watts	110 CFM/0.5 Sones @ 0.1" SP, 13 Watts		
	50 CFM/ 0.5 Sones @ 0.25" SP, 7.6 Watts	80 CFM/ 0.7 Sone @ 0.25" SP, 12.5 Watts	110 CFM/1.1 Sones @ 0.25" SP, 19 Watts		

### Description

Low noise ceiling/wall mount ventilating fan rated for continuous running. Fan is ENERGY STAR qualified, HVI, UL, and cUL certified, and can be used to comply with ASHRAE 62.2 (local and whole building continuous and intermittent operation).

### DC Motor/Blower

- Power Rating of 120 volts/60Hz
- Removable with permanently lubricated plug-in motor
- Full speed adjustable, 50, 80 or 110 CFM
- When motion is detected, fan runs at full speed. When user leaves, fan remains running at full speed until delay time (10 minutes) has passed, then fan runs humidity control mode
- For humidity control mode, when humidity is above the user adjustable set-point, fan runs at full speed.
- When humidity is below the set-point, the fan runs continuously at a pre-set lower level (0, 30 or 50 CFM)
- Adjustable humidity set points between ~50% to ~80% RH
- Built-in soft start function to increase bearings' life
- Automatically powers OFF when impeller is locked abnormally

### Housing

- Galvanized steel body
- Detachable 4" duct adapter
- Built-in backdraft damper
- Hanger bar included
- Easy installation with expandable extension bracket and housing flange

### Grille

- Patented noise reduction design
- New appearance design enhances aesthetics
- Attractive design using ABS material
- Attaches directly to housing with torsion springs

### Light

- 13-Watt LED Light output 850 Lumens, 3000K, 90CRI
- Dimmable Lighting (dimmable switch not included)

### LED Indicator

- The blue and amber LED indicator lights indicate the humidity sensor and full-speed modes are active

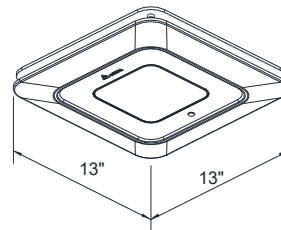
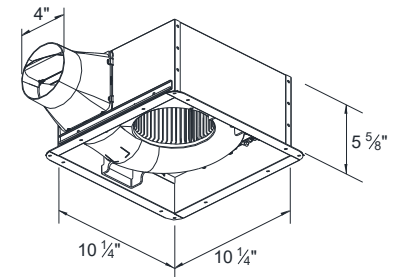
### Warranty

- 3-Year limited warranty

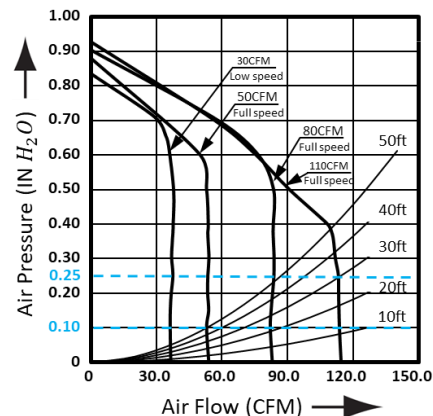
BreezElite ELT50-110MHLED		4" Duct Standard														
Fan Speed	Static Pressure (In w.g.)	Continuous Low Speed						Full Speed								
		0.1	0.25	0.375	0.1	0.25	0.375	0.1	0.25	0.375	0.1	0.25	0.375			
Air Flow (CFM)		30	30	30	50	50	50	50	50	50	80	80	80	110	110	110
Sones		0.3	0.4	-	<0.3	0.5	-	<0.3	0.5	-	<0.3	0.7	-	0.5	1.1	-
Power (Watts)		3.5	6	8.5	4.5	7.6	10.7	4.5	7.6	10.7	7	12.5	16.1	13	19	24.1
Efficiency (CFM/Watts)		8.6	5	3.5	11.1	6.6	4.7	11.1	6.6	4.7	11.4	6.4	5	8.5	5.8	4.6
Current (Amps)		0.57 Max														
Power Rating (V/Hz)		120 / 60														
Light (Watts/Lumens)		13 / 1000														

### TYPICAL SPECIFICATION

Ventilation fan shall be Delta Breez model ELT50-110MHLED; ENERGY STAR qualified with Brushless DC Motor engineered to run continuously for a minimum 70,000 hours; airflow rating of 110 CFM and loudness rating of 0.5 Sones at 0.1 static pressure, certified by the Home Ventilating Institute (HVI); power consumption of 13 Watts with efficiency rating of 8.5 CFM/Watt at 0.1" static pressure; fan will feature motor lock protection and self-compensating motor speed for intended airflow when static pressure is encountered. UL and cUL listed for tub/shower enclosure when used with GFCI-protected branch circuit wiring.



### Built-in Control



Model	Quantity	Comments	Project:
			Location:
			Architect:
			Engineer:
			Contractor:
			Submitted by:
			Date: