



(Fan with Motion and Humidity Sensor 80/110 CFM)



Full Speed 6" duct:

80 CFM/0.5 Sones @ 0.1" SP, 7 Watts
59 CFM/0.9 Sones @ 0.25" SP, 9 Watts

Full Speed 4" duct:

80 CFM/0.8 Sones @ 0.1" SP, 8 Watts
63 CFM/1.3 Sones @ 0.25" SP, 9.5 Watts

Full Speed 6" duct:

110 CFM/0.7 Sones @ 0.1" SP, 10.3 Watts
90 CFM/1.0 Sones @ 0.25" SP, 13 Watts

Full Speed 4" duct:

110 CFM/1.2 Sones @ 0.1" SP, 12.5 Watts
92 CFM/2.0 Sones @ 0.25" SP, 14 Watts



Description

Low noise ceiling mount ventilating fan rated for continuous running. Fan has been awarded ENERGY STAR® Most Efficient. It is HVI, UL, and cUL certified to comply with ASHRAE 62.2 local and whole building continuous and intermittent operation. Meets CA Title 24 requirements.

DC Motor/Blower

- Power rating of 120 volts/60Hz
- Motor equipped with thermal cutoff fuse
- Removable with permanently lubricated plug-in motor
- Full speed adjustable, 80 or 110 CFM
- When motion is detected, fan runs at full speed. When user leaves, fan remains running at full speed until delay time (10 minutes) has passed, then fan runs humidity control mode
- For humidity control mode, when humidity is above the user adjustable set-point, fan runs at full speed. When humidity is below the set-point, the fan runs continuously at a pre-set lower level (0, 50 or 80 CFM)
- Adjustable humidity set points between ~50% to ~80% RH
- Built-in soft start function to increase bearings' life
- Automatically powers OFF if impeller is locked abnormally

Housing

- Galvanized steel body
- Detachable 6" diameter metal duct adapter
- Includes 6" to 4" duct reducer
- Built-in backdraft damper
- Easy installation with expandable extension bracket and foldable mounting bracket

Grille

- Attractive design using ABS material
- Attaches directly to housing with torsion springs

LED Indicator

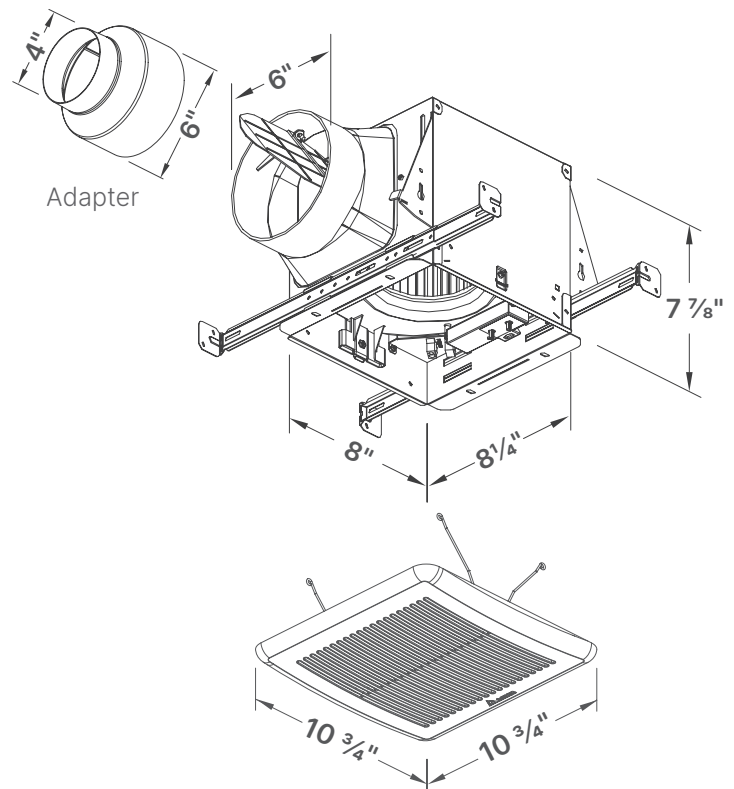
- The blue and amber LED indicator lights indicate the humidity sensor and full-speed modes are active

Warranty

- 3-Year limited warranty


TYPICAL SPECIFICATION

The ventilation fan ELT80-110MH features a Brushless DC Motor engineered to run continuously for a minimum of 70,000 hours. With a standard 6" duct, it boasts an airflow rating of 110 CFM and a sound rating of 0.7 Sones at 0.1" static pressure, certified by the Home Ventilating Institute (HVI). The fan operates with a power consumption of 10.3 Watts and achieves an efficiency rating of 10.6 CFM/Watt at 0.1" static pressure. Additionally, it includes motor lock protection and self-compensating motor speed to maintain intended airflow when encountering static pressure. The ELT80-110MH is UL and cUL listed for use in tub/shower enclosures when connected to GFCI-protected branch circuit wiring.



LED Indicator

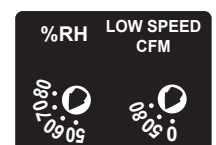
Humidity Sensor



Full Speed



Built-in Control





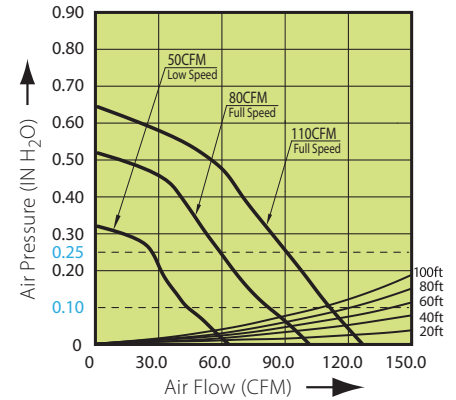
MODEL ELT80-110MH

(Fan with Motion and Humidity Sensor 80/110 CFM)

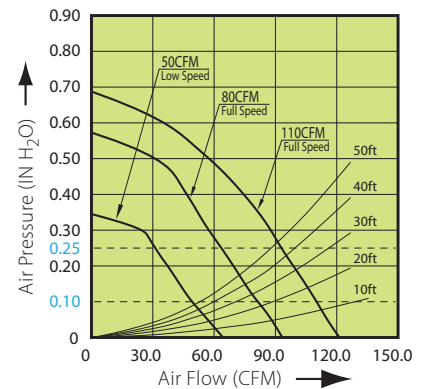
BreezElite ELT80-110MH 6" Duct Standard								
Fan Speed	Continuous Low Speed				Full Speed			
Static Pressure (Inches w.g.)	0.1	0.25	0.1	0.25	0.1	0.25	0.1	0.25
Air Flow (CFM)	50	32	80	59	80	59	110	90
Sones	<0.3	0.8	0.5	0.9	0.5	0.9	0.7	1.0
Power (Watts)	5	6	7	9	7	9	10.3	13
Energy Efficiency (CFM/Watts)	10.0	5.3	11.4	6.5	11.4	6.5	10.6	6.9
Current (Amps)	0.27 Max.							
Power Rating (V/Hz)	120 / 60							

BreezElite ELT80-110MH 4" Duct Standard								
Fan Speed	Continuous Low Speed				Full Speed			
Static Pressure (Inches w.g.)	0.1	0.25	0.1	0.25	0.1	0.25	0.1	0.25
Air Flow (CFM)	50	32	80	63	80	63	110	92
Sones	0.5	1.0	0.8	1.3	0.8	1.3	1.2	2.0
Power (Watts)	5	6	8	9.5	8	9.5	12.5	14
Energy Efficiency (CFM/Watts)	10	5.3	10	6.6	10	6.6	8.8	6.5
Current (Amps)	0.27 Max.							
Power Rating (V/Hz)	120 / 60							

Fan Curve 6" duct:



Fan Curve 4" duct:



Models	Quantity	Comments	Project:
			Location:
			Architect:
			Engineer:
			Contractor:
			Submitted by:
			Date: